

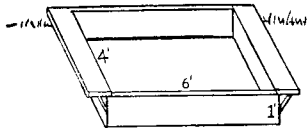
# Backyard Playgrounds

Reprinted from  
Bulletin of Recreation Department  
Oakland, Calif.



Folder No. 2  
Children's Bureau  
U. S. Department of Labor  
1923

**BACKYARD PLAYGROUNDS**



**SAND BOX**

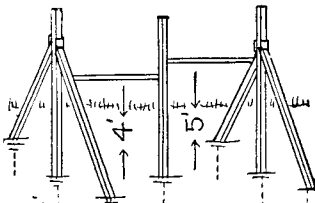
**No. 1. MATERIAL NEEDED:**

- 2 pieces 2" x 12" x 6' pine.
- 2 pieces 2" x 12" x 4' pine.
- 1 load of clean white sand.

USE—Sand may be dampened to mold. Small garden tools are useful.

(Note shelf around box.)

COST—Approximately \$2.00.



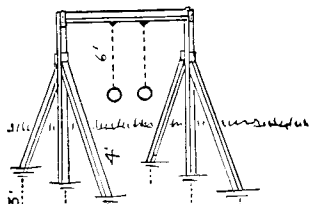
**HORIZONTAL BARS**

**No. 2. MATERIAL NEEDED:**

- 3 pieces 4" x 4" x 12' redwood or any hardwood.
- 4 pieces 2" x 4" x 6' redwood or any hardwood.
- 2 pieces 1 1/2" pipe 5' long.
- Bore hole for bar and set with bolt.

USE—The bar will be an asset in maintaining good posture. Keep shavings under bar.

COST—Approximately \$6.75.



**FLYING RINGS**

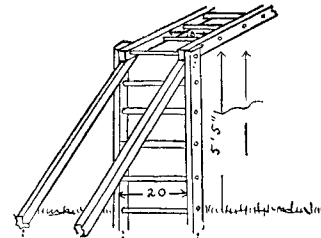
**No. 3. MATERIAL NEEDED:**

- 2 pieces 4" x 4" x 14' redwood or any hardwood.
- 4 pieces 2" x 4" x 8' redwood or any hardwood.
- 1 piece 4" x 4" x 6' pine.
- 2 chains and rings and fastenings.

USE—The rings have a never-ending appeal.

COST—Approximately \$10.25.

**BACKYARD PLAYGROUNDS**



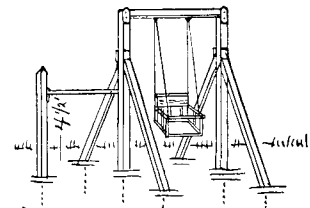
**HORIZONTAL LADDERS**

**No. 4. MATERIAL NEEDED:**

- 4 pieces 2" x 6" x 10' redwood or any hardwood.
- 4 pieces 2" x 4" x 10' redwood or any hardwood.
- 1 ladder 10' long.
- 10 pieces 3/4" pipe 25" long.
- Bolts and nuts.

USE—The ladder will satisfy the child's desire to climb and will strengthen his major muscles.

COST—Approximately \$14.50.



**BABY SWING**

**No. 5. MATERIAL NEEDED:**

- 2 pieces 4" x 4" x 14' redwood or any hardwood.
- 1 piece 1" x 4" x 10' redwood or any hardwood.
- 4 pieces 2" x 4" x 8' redwood or any hardwood.
- 1 piece 4" x 4" x 6' pine.
- 1 kindergarten swing and fastenings.
- 1 piece 1 1/2" pipe 5' long.

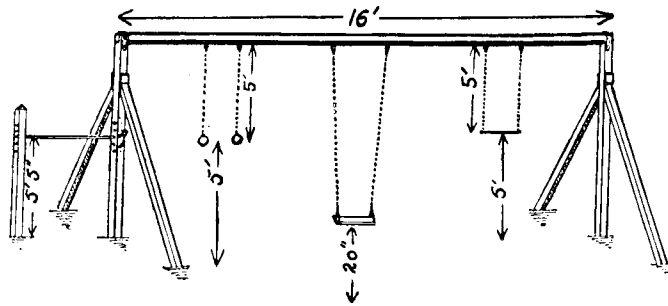
USE—This baby swing and bar will be a very useful combination in a small yard.

COST—Approximately \$8.55.

---

B A C K Y A R D P L A Y G R O U N D S

---



NOTE

This combination is recommended.  
 For small children, use the kindergarten swing and no trapeze.

No. 6. MATERIAL NEEDED:

- 2 pieces 6" x 6" x 11' redwood or any hardwood.
- 1 piece 4" x 6" x 16' pine.
- 1 piece 4" x 4" x 10' redwood or any hardwood.
- 4 pieces 2" x 4" x 10' redwood or any hardwood.
- 1 piece 1½" pipe 5' long.
- 1 swing, rings, trapeze, and fastenings.

COST—Approximately \$21.25.

- No. 7. Slide—cost approximately \$20 to \$45.
- No. 8. Teeters—2" x 10" x 12' surfaced, 14" base.
- No. 9. Play House—keep side open for supervision.
- No. 10. Pet House—for rabbit or dog.
- No. 11. Bird Bath—will attract many birds. Build out of reach of cats.
- No. 12. Lawn, shrubs, and vegetables as suitable.
- No. 13. Cement Driveway for coasters.
- No. 14. Other standard playthings:

Sand Tools, Engines and Cars, Wagons, Picture Books, Toy Furniture, Tub and Washboard, Smooth Sticks and Dishes, Blocks, Carts, Coasters, Pictures, Soft Clay, Dolls, Stones, Colored Glass, etc., Doll House, Gas Bouncing Balls, Paints, Small Garden Tools, Scissors, Cradles and Beds, Brushes, Jump Ropes.

BACK YARD FEATURES FOR OLDER CHILDREN:

- No. 15. Basketball Goal on garage.
- No. 16. Use garage for handball backstop.
- No. 17. Use center of yard for volley ball and tennis.
- No. 18. High jump pit with standards.
- No. 19. The garage may be used for a golf driving net by dropping a canvas.
- No. 20. Yard Seats, rigid or swinging.

# BACKYARD PLAYGROUNDS

## CAUTION—READ CAREFULLY:

- Inspect apparatus frequently.
- Put low fence around swing. (Protect children playing near the swing.)
- Keep 12 inches soft shavings under rings, bars, and ladder.
- Set bolt through timber and bar to prevent bar turning. Set posts well in ground or in cement. Bolt all apparatus securely.
- Do not buy fragile equipment.
- Do not buy freak or high apparatus.
- Have competent man set up frames.

